

TABLES

BOARDROOM, MEETING & DINING

Create bespoke boardrooms, executive offices, team workspaces, training areas, meeting rooms or dining spaces with flexible versatility. Boardrooms and meeting rooms are an integral part of any office and it's the room where it all happens. It's the key place for strategic planning, where crucial business decisions are made and where important deals are struck.

Café & Dining tables are sleek in appearance but built to withstand the varied demands of everyday life for employees to dine or hold informal meetings. Poseur tables can be used with either bar height stools or simply as an additional surface for drinks and for people to gather round, and a coffee table is a great choice in any reception area to balance magazines, play host to drinks or even to rest your feet on during a break from work.



DISCOUNT
OFFICE
FURNITURE





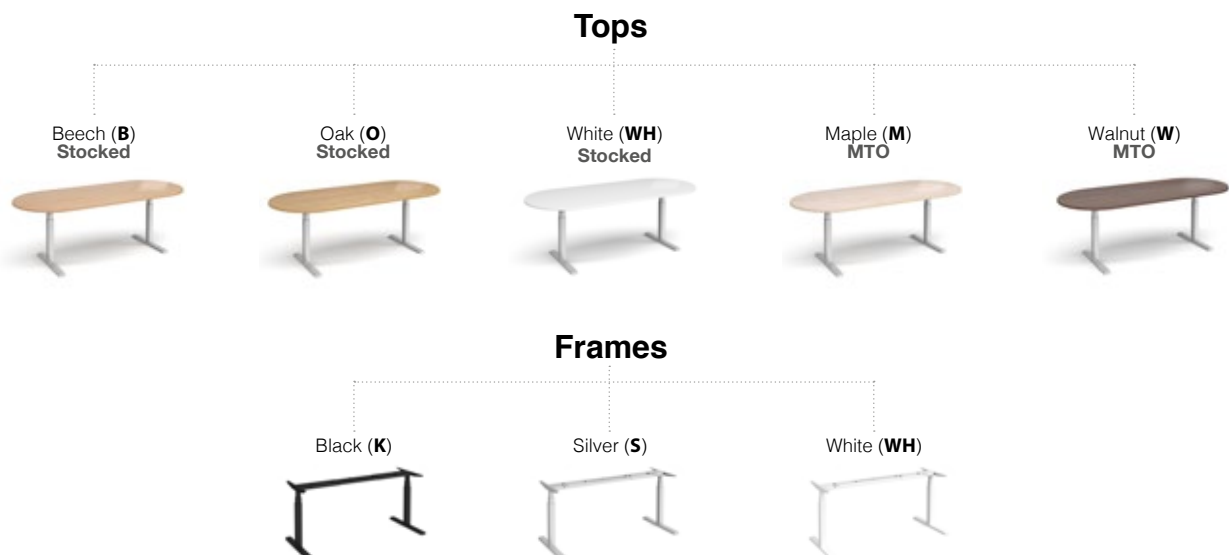
ELEV8² Sit-Stand Boardroom Tables

The new Elev8² Touch height adjustable tables combine unique design with versatility to transform corporate spaces like boardrooms into flexible meeting places. Lack of physical activity in offices is considered the main reason for back pain, fatigue and other complaints, and the majority of boardroom meeting are sedentary environments, so you can vary your position from sitting to standing allowing for a variety of postures throughout the meeting.



Finish Options

Table tops available stocked in Beech, Oak and White. Maple and Walnut tops are made-to-order. Frames available in Black, Silver and White.



Details & Features



Double Motor

Sit-stand table height adjustment is made through a twin motor for fast, fluid and natural movement of the 25mm table tops with a maximum weight loading of 160kg



Three Part Frame

The three tiered leg column offers adjustability from 675mm to 1300mm with a low noise level of 39db to provide all the health benefits of periodic standing



Table Tops

Featuring durable 25mm melamine table tops available in 5 finish options, which can be extended with additional tables in the same size and colour for a table to fit any boardroom size



Integrated Technology

Using the latest technology, Elev8² height adjustable boardroom tables can be transformed into interactive and inspiring workspaces using integrated power and data modules

Elev8² Touch - Boardroom Tables

Rectangular Boardroom Table



| CODE | W | D | H | Stocked | MTO |
|----------------|------|------|----------|--------------|--------------|
| EVTBT18 | 1800 | 1000 | 675-1300 | £1250 | £1289 |

- Rectangular table 1800mm long with adjustability from 675mm-1300mm
- Powerful twin motors raise and lower the table top at a 39db noise level



Add-on Unit



| CODE | W | D | H | Stocked | MTO |
|-------------------|------|------|----------|--------------|--------------|
| EVTBT18-AB | 1800 | 1000 | 675-1300 | £1110 | £1145 |

- Extend into a modular boardroom table system with single add-on unit and brackets
- The three base columns of the straight and add-on table stay perfectly synched



Rectangular Boardroom Table



| CODE | W | D | H | Stocked | MTO |
|----------------|------|------|----------|--------------|--------------|
| EVTBT20 | 2000 | 1000 | 675-1300 | £1350 | £1392 |

- Rectangular table 2000mm long with adjustability from 675mm-1300mm
- Powerful twin motors raise and lower the table top at a 39db noise level



Add-on Unit



| CODE | W | D | H | Stocked | MTO |
|-------------------|------|------|----------|--------------|--------------|
| EVTBT20-AB | 2000 | 1000 | 675-1300 | £1210 | £1248 |

- Extend into a modular boardroom table system with single add-on unit and brackets
- The three base columns of the straight and add-on table stay perfectly synched

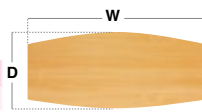


Radial Boardroom Table



| CODE | W | D | H | Stocked | MTO |
|-----------------|------|----------|----------|--------------|--------------|
| EVTBT24R | 2400 | 800-1300 | 675-1300 | £1400 | £1444 |

- Radial boardroom table with 25mm tops available in a choice of five wood finishes
- Powerful twin motors raise and lower the table top at a 39db noise level



Radial End Boardroom Table



| CODE | W | D | H | Stocked | MTO |
|----------------|------|------|----------|--------------|--------------|
| EVTBT24 | 2400 | 1000 | 675-1300 | £1400 | £1444 |

- Radial end boardroom table with 25mm tops and impact resistant ABS edging
- Powerful twin motors raise and lower the table top with a max weight loading of 160kg



Black frame (K)



Silver frame (S)



White frame (WH)



Beech (B) Stocked



Oak (O) Stocked



White (WH) Stocked



Maple (M) MTO



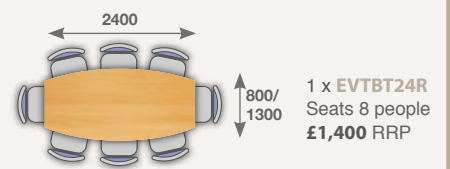
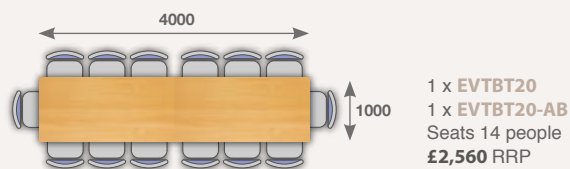
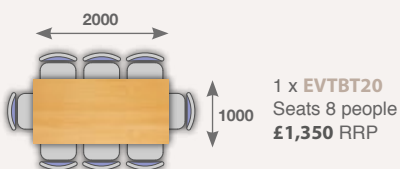
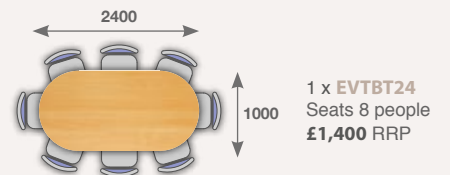
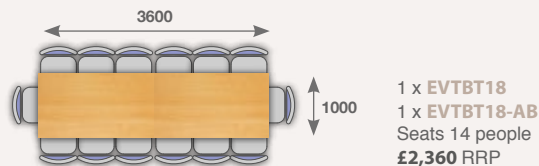
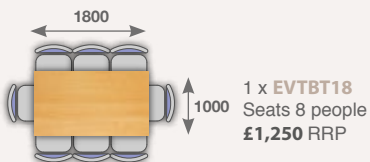
Walnut (W) MTO

Please add frame finish followed by table top colour when ordering e.g. **EVTBT24** with Black frame in Walnut = **EVTBT24-K-W**

Elev8² Touch - Configurations



Seating Guide



* Prices shown are for stocked finishes

ADAPT Bench Boardroom Tables

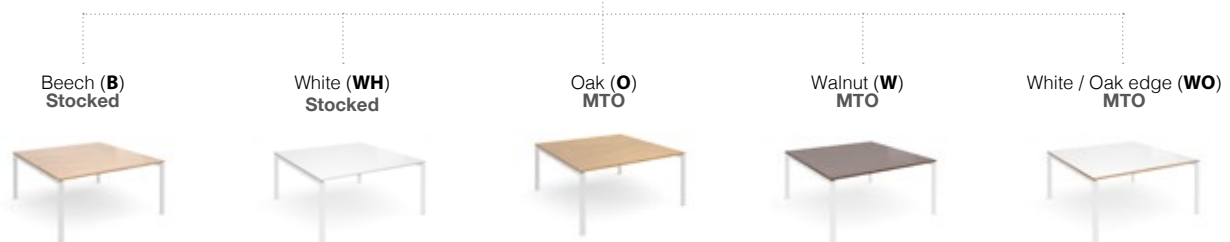
Beautifully designed and aesthetically pleasing, the Adapt boardroom table comprises a sturdy steel subframe and table tops which take on a floating appearance. Table legs can be shared, making it an aesthetically pleasing, cost effective and practical conference collection with robust customisable options for meeting room and boardroom needs.



Finish Options

Table tops available in Beech and White. Oak, Walnut and White with Oak trim are made-to-order. Frames available in Black, Silver and White.

Tops



Frames



Details & Features



25mm Table Tops

Featuring durable 25mm melamine table tops available in four finish options, with steel framework available in black, silver and white



Modular Configurations

Each configuration begins with a starter unit - then simply extend with an add-on unit in the same width, depth and colour. Tables can be extended further with additional add-on units



Bench Legs

Steel legs and framework for enhanced strength and stability, with recessed legs positioned in the centre of the table clusters when creating multiple configurations



Integrated Technology

Using the latest technology, Adapt boardroom tables can be transformed into interactive and inspiring workspaces using integrated power and data modules

Adapt - Boardroom Tables

Square Boardroom Tables



| CODE | W | D | H | Stocked | MTO |
|---------|------|------|-----|---------|------|
| EBT1212 | 1200 | 1200 | 725 | £610 | £643 |
| EBT1616 | 1600 | 1600 | 725 | £750 | £771 |



- Single square boardroom table with 25mm tops & impact resistant ABS edging
- Sturdy steel framework and bench tops which take on a floating appearance

Rectangular Boardroom Tables



| CODE | W | D | H | Stocked | MTO |
|---------|------|------|-----|---------|-------|
| EBT2412 | 2400 | 1200 | 725 | £950 | £1041 |
| EBT3216 | 3200 | 1600 | 725 | £1200 | £1310 |



- Rectangular boardroom table with 25mm tops & impact resistant ABS edging
- Extended sturdy steel framework and bench tops which take on a floating appearance

Starter Units



| CODE | W | D | H | Stocked | MTO |
|------------|------|------|-----|---------|------|
| EBT1212-SB | 1200 | 1200 | 725 | £610 | £643 |
| EBT1616-SB | 1600 | 1600 | 725 | £750 | £771 |



- Single straight starter table with 25mm tops & impact resistant ABS edging
- Extend into a modular boardroom table system with single table add-on units

Add-on Units

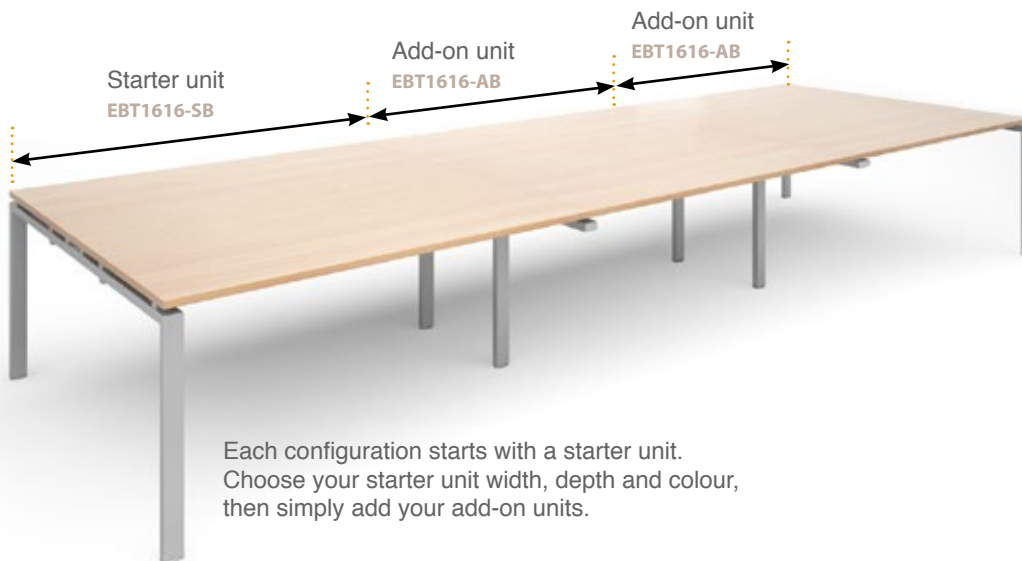


| CODE | W | D | H | Stocked | MTO |
|------------|------|------|-----|---------|------|
| EBT1212-AB | 1200 | 1200 | 725 | £400 | £412 |
| EBT1616-AB | 1600 | 1600 | 725 | £525 | £539 |



- Single straight add-on table with 25mm tops & impact resistant ABS edging
- Recessed leg is positioned in the centre of the tables and can be extended

How-to-guide



Each configuration starts with a starter unit. Choose your starter unit width, depth and colour, then simply add your add-on units.

Starter plus Add-on units



Starter leg moves to the end



Fully assembled units



Black frame (K)



Silver frame (S)



White frame (WH)



Beech (B) Stocked



White (WH) Stocked



Oak (O) MTO



Walnut (W) MTO



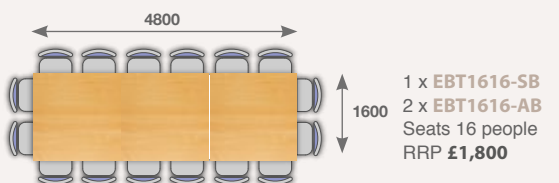
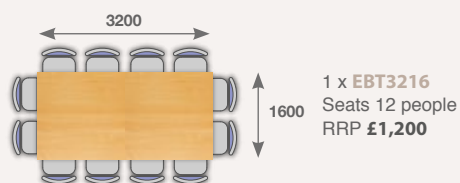
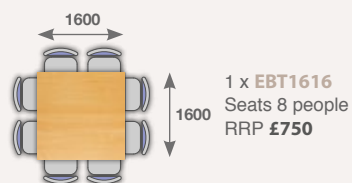
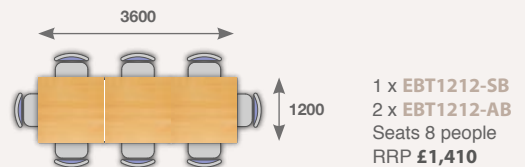
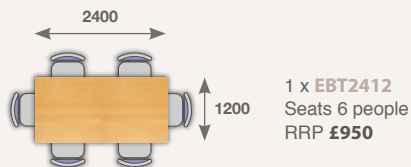
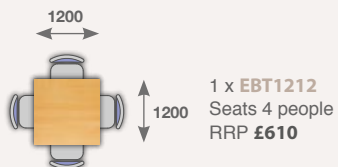
White / Oak Edge (WO) MTO

Please add frame finish followed by table top colour when ordering e.g. EBT1616 with Silver frame and Beech top = EBT1616-S-B

Adapt - Configurations



Seating Guide



* Prices shown are for stocked finishes

FUZE Modular Boardroom Tables

Fuze exemplifies elegance, providing a sophisticated boardroom table design which is the perfect answer for a less corporate modern office. The simple, flexible design naturally assimilates to the task or application at hand and the solid oak legs are built to last. Fuze's clean, functional lines and co-ordinated table top finish options offer everything you need to be inspired and productive.



Finish Options

Table tops available stocked in White. Oak and White with Oak trim tops are made-to-order. Frames available in White with solid Oak legs.

Tops

White (**WH**)
Stocked



Oak (**O**)
MTO



White / Oak edge (**WO**)
MTO



Frames

White Metal / solid Oak Legs



Details & Features



Wooden Legs

The sleek, curved lines of the solid oak legs give Fuze a contemporary look and deliver a combination of form, function and sophistication in any meeting room environment



25mm Table Tops

Featuring durable 25mm melamine worktops available in white with two edging options on a white steel framework for enhanced strength and stability



Modular Configurations

Each configuration begins with a starter unit - then simply extend with an add-on unit in the same width, depth and colour. Tables can be extended further with additional add-on units



Integrated Technology

Using the latest technology, Fuze boardroom tables can be transformed into interactive and inspiring workspaces using integrated power and data modules

Fuze - Boardroom Tables

Square Boardroom Table



| CODE | W | D | H | Stocked | MTO |
|-----------------|------|------|-----|-------------|-------------|
| FZBT1616 | 1600 | 1600 | 725 | £834 | £860 |

- Single square boardroom table with 25mm tops and steel framework
- Solid oak leg frame provides a modern, stylish twist on boardroom tables



Rectangular Boardroom Table



| CODE | W | D | H | Stocked | MTO |
|-----------------|------|------|-----|--------------|--------------|
| FZBT3216 | 3200 | 1600 | 725 | £1355 | £1397 |

- Rectangular boardroom table with 25mm tops and steel framework
- Solid oak leg frame provides a modern, stylish twist on boardroom tables



Starter Unit



| CODE | W | D | H | Stocked | MTO |
|--------------------|------|------|-----|-------------|-------------|
| FZBT1616-SB | 1600 | 1600 | 725 | £834 | £860 |

- Single straight starter unit square table with 25mm tops & solid oak leg frame
- Extend into a modular boardroom table system with single table add-on units



Add-on Unit

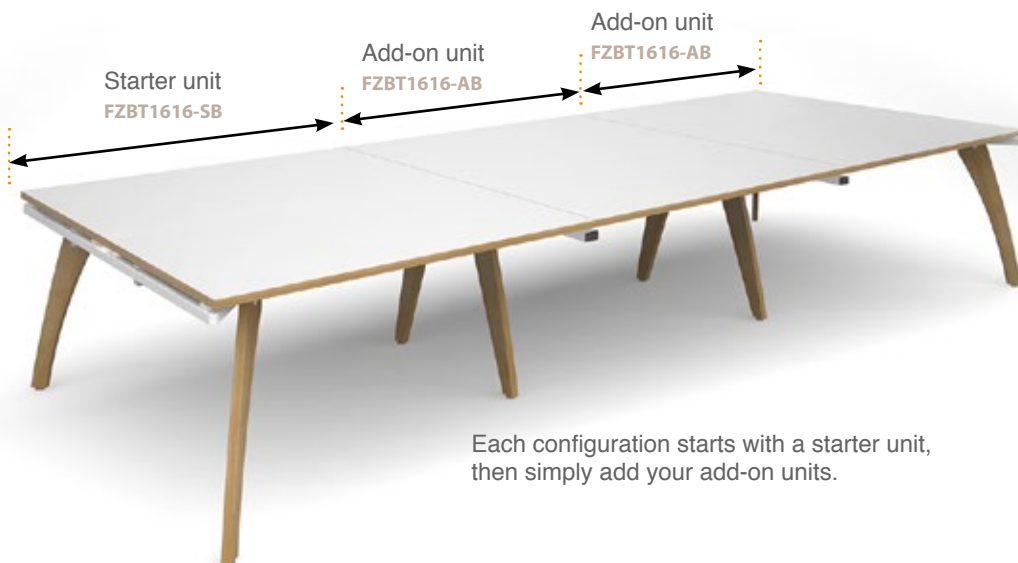


| CODE | W | D | H | Stocked | MTO |
|--------------------|------|------|-----|-------------|-------------|
| FZBT1616-AB | 1600 | 1600 | 725 | £521 | £538 |

- Single straight add-on unit square table with 25mm tops & solid oak leg frame
- Recessed leg is positioned in the centre of the tables and can be extended



How-to-guide



Each configuration starts with a starter unit, then simply add your add-on units.

Starter plus Add-on units



Starter leg moves to the end



Fully assembled units



Power ready tables
see page 236-241



White (WH) **Stocked**



Oak (O) **MTO**



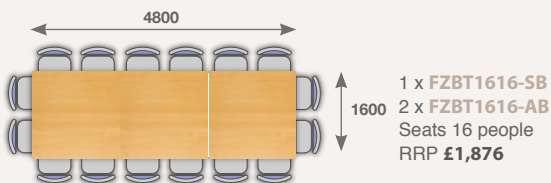
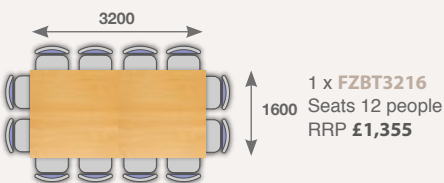
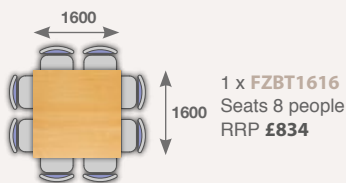
White / Oak Edge (WO) **MTO**

Please add frame finish followed by table top colour when ordering e.g. **FZBT1616** with White frame and White top Oak edge = **FZBT1616-WH-WO**

Fuze - Configurations



Seating Guide



* Prices shown are for stocked finishes

ARROW HEAD Boardroom Tables

Simply designed to ensure core functionality, Arrow Head offers versatile tables in a variety of shapes and finishes to suit any boardroom or meeting setting. The Arrow Head leg design offers rigidity and strength with its clean cut lines and balanced proportions. Single tables can be used individually for meetings, or several tables can be grouped together to achieve various room layouts.



Finish Options

Table tops available stocked in Beech, Oak and White. Maple and Walnut tops are made-to-order.

Tops



Frames

Arrow Head frame matches top finish



Details & Features



Wooden Legs

The sleek, angular lines of the solid wooden legs give Arrow Head a contemporary look and deliver a combination of form, function and sophistication in any meeting room environment



25mm Table Tops

Featuring durable 25mm melamine worktops available in five colour finishes with matching ABS edging which is impact resistant and built to last



Modular Configurations

Additional circular and square extension tables enable a variety of modular configurations to suit all boardroom and meeting room shapes and sizes



Integrated Technology

Using the latest technology, Arrow Head boardroom tables can be transformed into interactive and inspiring workspaces using integrated power and data modules

Arrow Head - Boardroom Tables

Rectangular Boardroom Tables



| CODE | W | D | H | Stocked | MTO |
|------|------|------|-----|---------|------|
| EB18 | 1800 | 1000 | 725 | £437 | £451 |
| EB20 | 2000 | 1000 | 725 | £467 | £482 |

- Rectangular boardroom table with 25mm tops & impact resistant ABS edging
- Additional modular extensions enable a variety of configurations

Radial Boardroom Table



| CODE | W | D | H | Stocked | MTO |
|-------|------|----------|-----|---------|------|
| ERB24 | 2400 | 800-1300 | 725 | £625 | £643 |

- Radial boardroom table with 25mm tops & impact resistant ABS edging
- Boat shaped table top available in a choice of five wood finishes

Radial End Boardroom Table



| CODE | W | D | H | Stocked | MTO |
|------|------|------|-----|---------|------|
| EB24 | 2400 | 1000 | 725 | £600 | £617 |

- Radial end boardroom table with 25mm tops & impact resistant ABS edging
- Curved table top with arrow head panel legs and adjustable foot levellers

Circular Meeting Table



| CODE | W | D | H | Stocked | MTO |
|------|------|------|-----|---------|------|
| RT12 | 1200 | 1200 | 725 | £250 | £257 |

- Circular meeting table with 25mm tops & impact resistant ABS edging
- Free standing table with cruciform legs

Radial Extension Table



| CODE | W | D | H | Stocked | MTO |
|-------|------|------|-----|---------|------|
| EB10D | 1000 | 1000 | 725 | £249 | £257 |

- Circular boardroom extension table with 25mm tops & impact resistant ABS edging
- To be used together with the rectangular boardroom table and square extensions

Square Extension Table



| CODE | W | D | H | Stocked | MTO |
|------|------|------|-----|---------|------|
| EB10 | 1000 | 1000 | 725 | £224 | £231 |

- Square boardroom extension table with 25mm tops & impact resistant ABS edging
- To be used together with the rectangular boardroom table and radial extensions



Beech (B) Stocked



Oak (O) Stocked



White (WH) Stocked



Maple (M) MTO



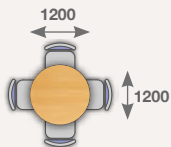
Walnut (W) MTO

Please add table top colour when ordering e.g. EB18 in Walnut = EB18W

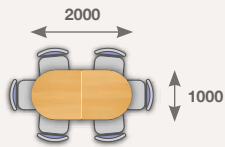
Arrow Head - Configurations



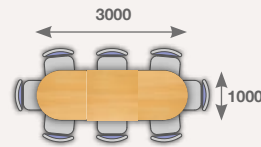
Seating Guide



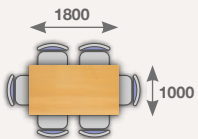
1 x **RT12**
Seats 4 people
£250 RRP



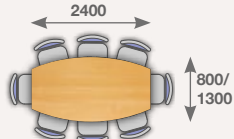
2 x **EB10D**
Seats 6 people
£498 RRP



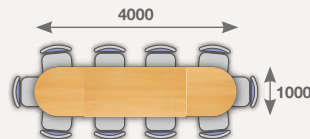
2 x **EB10D**, 1 x **EB10**
Seats 8 people
£722 RRP



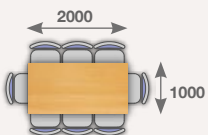
1 x **EB18**
Seats 6 people
£437 RRP



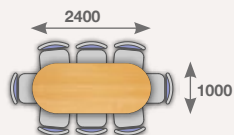
1 x **ERB24**
Seats 8 people
£625 RRP




2 x **EB10D**, 1 x **EB20**
Seats 10 people
£965 RRP



1 x **EB20**
Seats 8 people
£467 RRP



1 x **EB24**
Seats 8 people
£600 RRP



2 x **EB10D**, 3 x **EB10**
Seats 12 people
£1,170 RRP

* Prices shown are for stocked finishes

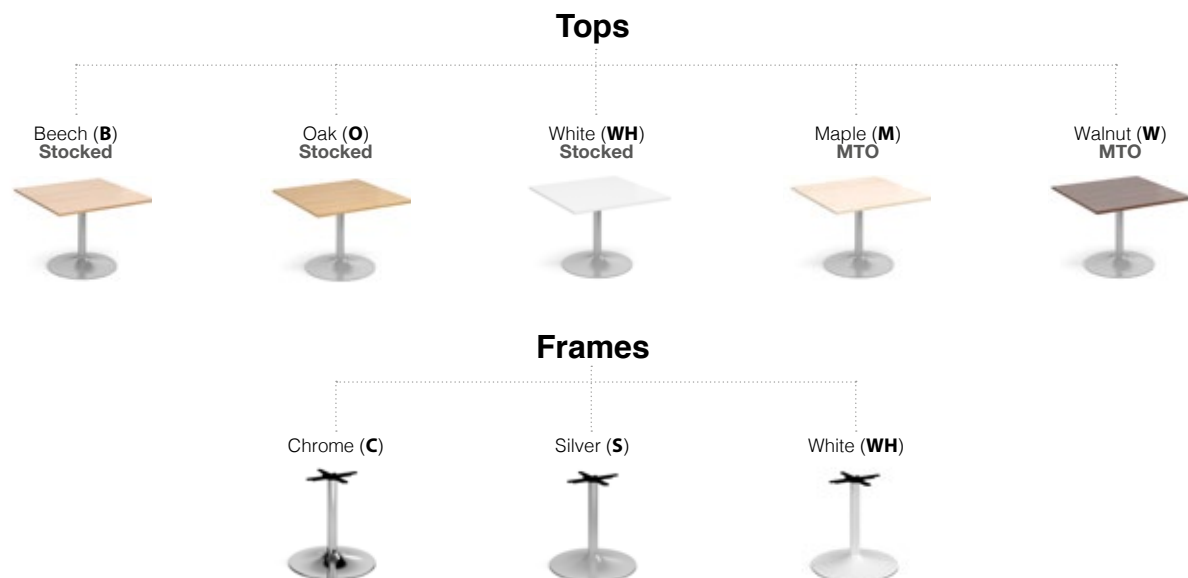
TRUMPET BASE Boardroom Tables

Our trumpet base tables are a modern solution for any boardroom featuring a robust, weighted circular base available in silver, white or chrome that offers the ultimate in strength and durability. Curved and straight table tops are available in a choice of five colour finishes to present your company in the best possible way, whether the need calls for impromptu meetings or creative collaboration.



Finish Options

Table tops available stocked in Beech, Oak and White. Maple and Walnut tops are made-to-order. Frames available in Chrome, Silver and White.



Details & Features



Steel Trumpet Base

Steel trumpet base 680mm diameter which not only has a weighted base for stability but acts as a modern design feature which compliments the wooden table tops



25mm Table Tops

Featuring durable 25mm melamine worktops available in five colour finishes with matching ABS edging which is impact resistant and built to last



Modular Configurations

Additional circular and square extension tables enable a variety of modular configurations to suit all boardroom and meeting room shapes and sizes



Integrated Technology

Using the latest technology, trumpet base tables can be transformed into interactive and inspiring workspaces using integrated power and data modules

Trumpet Base - Boardroom Tables

Rectangular Boardroom Tables



| CODE | W | D | H | Stocked | MTO |
|------|------|------|-----|---------|------|
| TB18 | 1800 | 1000 | 725 | £595 | £611 |
| TB20 | 2000 | 1000 | 725 | £625 | £643 |

- Rectangular tables 1000mm with 25mm tops & impact resistant ABS edging
- Additional modular extensions enable a variety of configurations

Circular Boardroom Table

Stocked in all 5 finishes



| CODE | W | D | H | Stocked |
|-------|------|------|-----|---------|
| TB10C | 1000 | 1000 | 725 | £399 |

- Circular tables with 25mm tops & impact resistant ABS edging
- Free standing table 1000mm with 680mm diameter, weighted trumpet base

Radial End Boardroom Table



| CODE | W | D | H | Stocked | MTO |
|------|------|------|-----|---------|------|
| TB24 | 2400 | 1000 | 725 | £810 | £836 |

- Radial end table 1000mm with 25mm tops & impact resistant ABS edging
- Curved table top with steel trumpet base weighted for stability

Circular Boardroom Table

Stocked in all 5 finishes



| CODE | W | D | H | Stocked |
|-------|------|------|-----|---------|
| TB12C | 1200 | 1200 | 725 | £438 |

- Circular tables with 25mm tops & impact resistant ABS edging
- Free standing table 1200mm with 680mm diameter, weighted trumpet base

Radial Extension Table



| CODE | W | D | H | Stocked | MTO |
|-------|------|------|-----|---------|------|
| TB10D | 1000 | 1000 | 725 | £335 | £343 |

- Radial end extension table with 25mm tops & impact resistant ABS edging
- To be used together with the rectangular boardroom table and square extensions

Square Extension Table



| CODE | W | D | H | Stocked | MTO |
|------|------|------|-----|---------|------|
| TB10 | 1000 | 1000 | 725 | £307 | £317 |

- Square extension table 1000mm with 25mm tops & impact resistant ABS edging
- Can be used as a stand alone table or as a table extension



Chrome frame (C)



Silver frame (S)



White frame (WH)



Beech (B) Stocked



Oak (O) Stocked



White (WH) Stocked



Maple (M) MTO



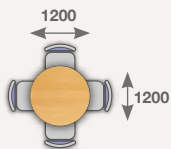
Walnut (W) MTO

Please add frame finish followed by table top colour when ordering e.g. TB10 with Silver frame and Oak top = TB10-S-O

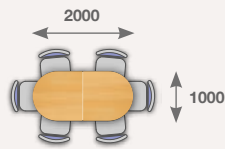
Trumpet Base - Configurations



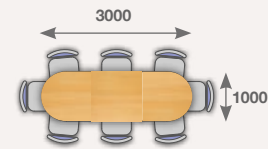
Seating Guide



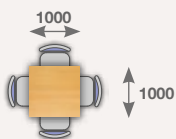
1 x **TB12C**
Seats 4 people
£438 RRP



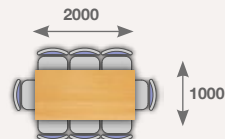
2 x **TB10D**
Seats 6 people
£670 RRP



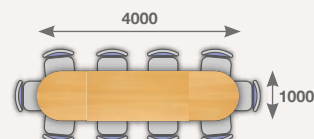
2 x **TB10D**, 1 x **TB10**
Seats 8 people
£977 RRP



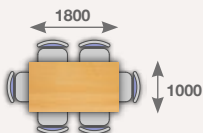
1 x **TB10**
Seats 4 people
£307 RRP



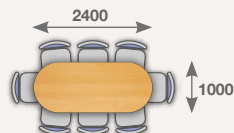
1 x **TB20**
Seats 8 people
£625 RRP



2 x **TB10D**, 1 x **TB20**
Seats 10 people
£1,295 RRP



1 x **TB18**
Seats 6 people
£595 RRP



1 x **TB24**
Seats 8 people
£810 RRP



2 x **TB10D**, 3 x **TB10**
Seats 12 people
£1,591 RRP

* Prices shown are for stocked finishes